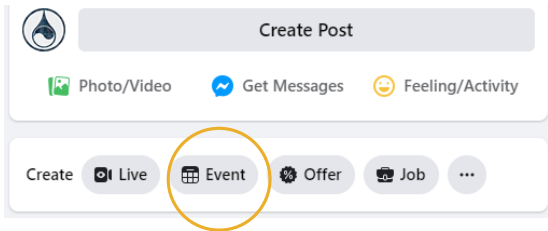


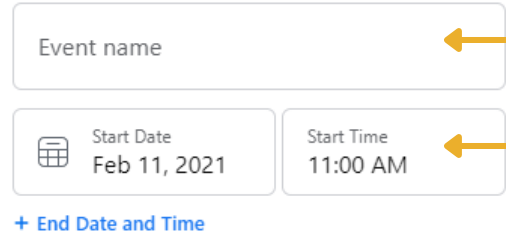


# CREATING A FACEBOOK EVENT

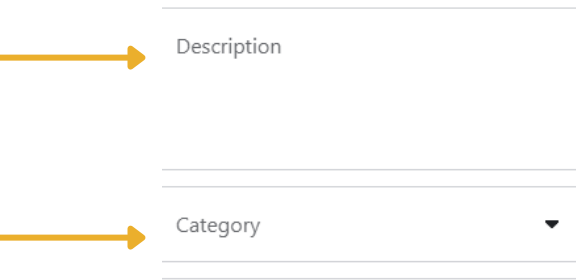
## 1. Visit your Facebook page and select "create event"



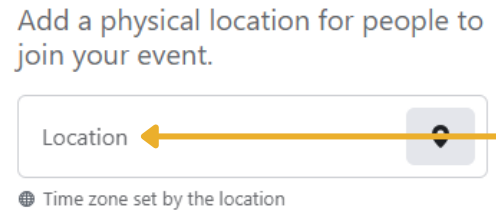
## 2. Name your event and select the day and time of the blood drive



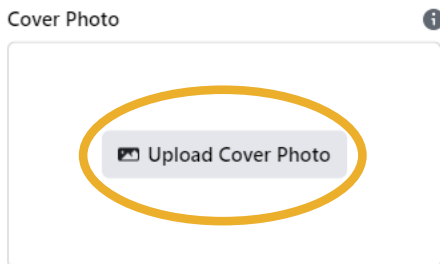
## 3. Write your description. Include how donors can schedule and who to contact with questions. Choose "Causes" as your category



## 4. Include the location of the drive



## 5. Use your own photo or choose from one of our toolkits at bloodcenter.org/toolkit



## 6. Select "Create Event"

